

# Critical Grade Silencers

## Rectangular Shape with 2" Insulation (29-34 dBA). Model NTCR2-R

Nett Technologies' Critical Grade Silencers are designed to achieve maximum performance with the least amount of backpressure.

These reactive/absorptive silencers are used for reciprocating or positive displacement engines where noise level regulations are medium.

### FEATURES & BENEFITS

- Over 25 years of excellence in manufacturing noise and emission control solutions
- Compact modular designs providing ease of installations, less weight and less foot-print
- Responsive lead time for both standard and custom designs to meet your needs
- Customized engineered system solutions to meet challenging integration and engine requirements

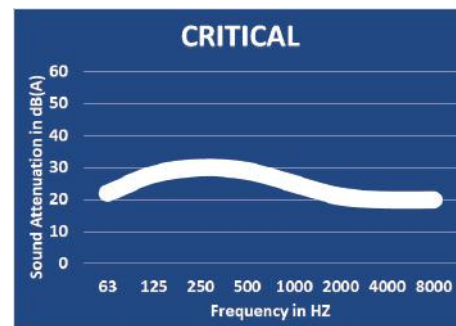
### OPTIONS

- Versatile connections including ANSI pattern flanges, NPT, slip-on, engine flange, schedule 40 and others
- Aluminized Steel, Stainless Steel 304 or 316 construction
- Two inlet configuration is available upon request

### ACCESSORIES

- Hardware Kits
- Flexible connectors and expansion joints
- Elbows
- Thimbles
- Raincaps
- Thermal insulation: integrated or with thermal insulation blankets

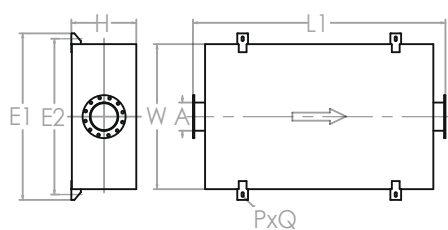
### TYPICAL ATTENUATION CURVE



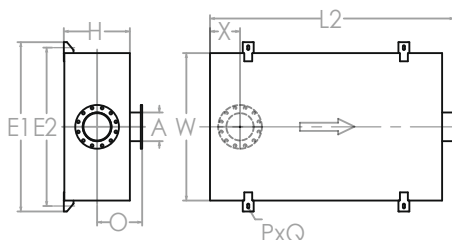
Please see our accessories catalog for a complete listing.

Contact Nett Technologies with your projects design requirements and specifications for optimized noise control solutions.

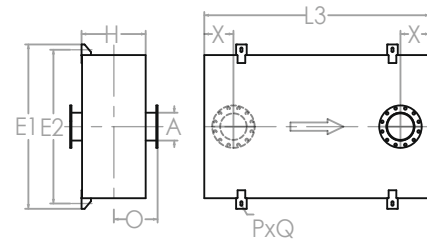
### TYPICAL CONFIGURATIONS



END IN END OUT (EI-EO)



BOTTOM IN END OUT (BI-EO)



BOTTOM IN TOP OUT (BI-TO)

### PRODUCT DIMENSIONS (in)

Model*	A	W	H	L1	L2	L3	O	X**	X	E1	E2	P	Q
	Outlet	Width	Height	EI-EO	BI-EO	BI-TO		Min	Max			Slot Dia	Slot L
NTCR-T2-R4	4	28	8	32	28	24	4	4.5	11	35	31	0.75	1.75
NTCR-T2-R5	5	30	10	36	32	28	4	5	13	37	33	0.75	1.75
NTCR-T2-R6	6	36	10	38	34	30	4	5.5	14	43	39	0.75	1.75
NTCR-T2-R8	8	44	12	50	46	42	4	6.5	20	51	47	0.75	1.75
NTCR-T2-R10	10	50	14	58	54	50	4	7.5	24	58	54	1	2
NTCR-T2-R12	12	58	16	68	64	60	4	8.5	29	66	62	1	2
NTCR-T2-R14	14	64	20	74	70	66	4	9.5	32	72	68	1	2
NTCR-T2-R16	16	72	22	80	76	72	4	10.5	35	80	76	1	2
NTCR-T2-R18	18	76	24	84	80	76	4	11.5	37	84	80	1	2
NTCR-T2-R20	20	90	26	92	88	84	4	12.5	41	100	94.75	1.25	2.25
NTCR-T2-R22	22	92	28	94	90	86	4	13.5	42	102	96.75	1.25	2.25
NTCR-T2-R24	24	94	30	96	92	88	4	14.5	43	104	98.75	1.25	2.25

\* This 2" internally insulated model provides a great reduction in the outer surface temperature. Other models and custom designs are available upon request. Dimensions subject to change without notice. All silencers are equipped with drain ports on inlet side. The silencer is all welded construction and coated with high heat black paint for maximum durability.

\*\* Standard inlet/outlet position.