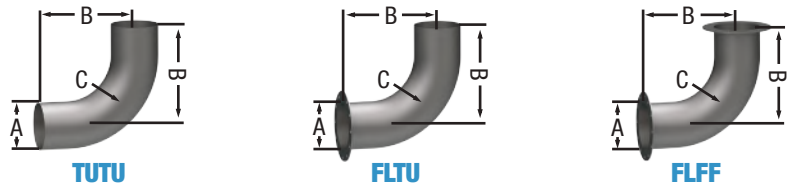


90° Elbows

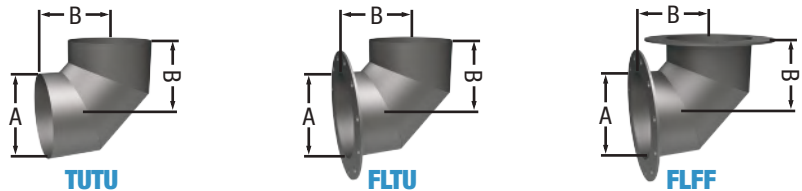
Smooth and Mitered elbows

90° SHORT RADIUS ELBOWS - SMOOTH



A/OD (in)	B (in)	C/CLR (in)	Not Flanged		Flanged One End		Flanged Both Ends	
			Part Number	Weight (lbs)	Part Number	Weight (lbs)	Part Number	Weight (lbs)
3	6	3.5	EL-TUTU-03000	2	EL-FLTU-03000	7	EL-FLFF-03000	12
3.5	8	4	EL-TUTU-03500	3	EL-FLTU-03500	8	EL-FLFF-03500	13
4	8	4.5	EL-TUTU-04000	4	EL-FLTU-04000	10	EL-FLFF-04000	16
5	10	5.5	EL-TUTU-05000	5	EL-FLTU-05000	13	EL-FLFF-05000	20
6	10	6.5	EL-TUTU-06000	6	EL-FLTU-06000	15	EL-FLFF-06000	23

90° SHORT RADIUS ELBOWS - MITERED



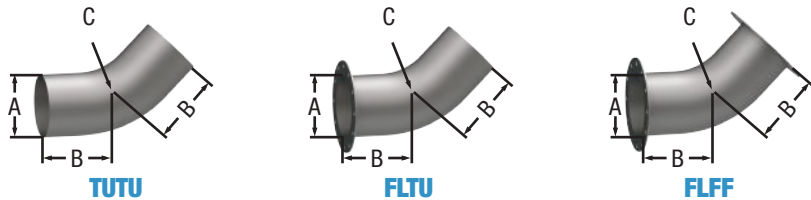
A/OD (in)	B (in)	Not Flanged		Flanged One End		Flanged Both Ends	
		Part Number	Weight (lbs)	Part Number	Weight (lbs)	Part Number	Weight (lbs)
8	8	EL-TUTU-08000	8	EL-FLTU-08000	20	EL-FLFF-08000	32
10	10	EL-TUTU-10000	12	EL-FLTU-10000	28	EL-FLFF-10000	44
12	12	EL-TUTU-12000	28	EL-FLTU-12000	50	EL-FLFF-12000	73
14	14	EL-TUTU-14000	71	EL-FLTU-14000	95	EL-FLFF-14000	120
16	16	EL-TUTU-16000	93	EL-FLTU-16000	122	EL-FLFF-16000	151
18	18	EL-TUTU-18000	117	EL-FLTU-18000	146	EL-FLFF-18000	175
20	20	EL-TUTU-20000	145	EL-FLTU-20000	179	EL-FLFF-20000	213
22	22	EL-TUTU-22000	128	EL-FLTU-22000	164	EL-FLFF-22000	201
24	24	EL-TUTU-24000	152	EL-FLTU-24000	195	EL-FLFF-24000	240

- Weights stated are approximate.
- Standard material carbon steel, painted high temp black. Available in stainless and aluminized steel.
- Long radius elbows are available upon request.
- Dimensions and specifications may be subject to change without prior notification. Product images are for illustrative purposes only and may differ from the actual product.
- All flange bolt holes straddle the centerlines. All ANSI Flanges are 150# bolt pattern. Please see our flange catalog for details.
- Any flange can be fixed or floating. Other configurations such as tube, pipe, NPT, etc. and their combinations are available upon request. Please contact Nett Technologies for details.

45° Elbows

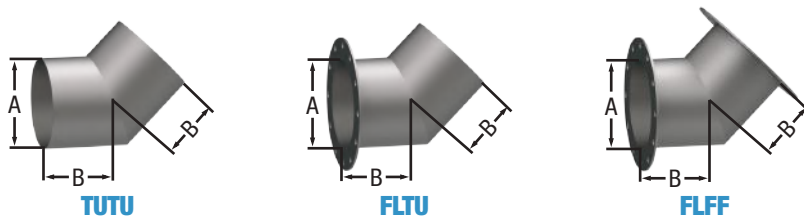
Smooth and Mitered elbows

45° SHORT RADIUS ELBOWS - SMOOTH



A/OD (in)	B (in)	C/CLR (in)	Not Flanged		Flanged One End		Flanged Both Ends	
			Part Number	Weight (lbs)	Part Number	Weight (lbs)	Part Number	Weight (lbs)
3	3	4	EB-TUTU-03000	1	EB-FLTU-03000	6	EB-FLFF-03000	10
3.5	3.5	4.5	EB-TUTU-03500	2	EB-FLTU-03500	8	EB-FLFF-03500	13
4	4	5	EB-TUTU-04000	2	EB-FLTU-04000	8	EB-FLFF-04000	13
5	5	6	EB-TUTU-05000	3	EB-FLTU-05000	10	EB-FLFF-05000	17
6	6	7	EB-TUTU-06000	5	EB-FLTU-06000	13	EB-FLFF-06000	21

45° SHORT RADIUS ELBOWS - MITERED



A/OD (in)	B (in)	Not Flanged		Flanged One End		Flanged Both Ends	
		Part Number	Weight (lbs)	Part Number	Weight (lbs)	Part Number	Weight (lbs)
8	8	EB-TUTU-08000	8	EB-FLTU-08000	20	EB-FLFF-08000	32
10	10	EB-TUTU-10000	12	EB-FLTU-10000	28	EB-FLFF-10000	44
12	12	EB-TUTU-12000	28	EB-FLTU-12000	50	EB-FLFF-12000	73
14	14	EB-TUTU-14000	71	EB-FLTU-14000	95	EB-FLFF-14000	120
16	16	EB-TUTU-16000	93	EB-FLTU-16000	122	EB-FLFF-16000	151
18	18	EB-TUTU-18000	117	EB-FLTU-18000	146	EB-FLFF-18000	175
20	20	EB-TUTU-20000	145	EB-FLTU-20000	179	EB-FLFF-20000	213
22	22	EB-TUTU-22000	128	EB-FLTU-22000	164	EB-FLFF-22000	201
24	24	EB-TUTU-24000	152	EB-FLTU-24000	195	EB-FLFF-24000	240

- Weights stated are approximate.
- Standard material carbon steel, painted high temp black. Available in stainless and aluminized steel.
- Long radius elbows are available upon request.
- Dimensions and specifications may be subject to change without prior notification. Product images are for illustrative purposes only and may differ from the actual product.
- All flange bolt holes straddle the centerlines. All ANSI Flanges are 150# bolt pattern. Please see our flange catalog for details.
- Any flange can be fixed or floating. Other configurations such as tube, pipe, NPT, etc. and their combinations are available upon request. Please contact Nett Technologies for details.