

Hospital Plus Grade Silencers

Rectangular Shape with 1" Insulation (40-50 dBA). Model NTHP1-R

Nett Technologies' Hospital Plus Grade Silencers are designed to achieve maximum performance with the least amount of backpressure.

These reactive/absorptive silencers are used for reciprocating or positive displacement engines where noise level regulations are critically-high.

FEATURES & BENEFITS

- Over 25 years of excellence in manufacturing noise and emission control solutions
- Compact modular designs providing ease of installations, less weight and less foot-print
- Responsive lead time for both standard and custom designs to meet your needs
- Customized engineered system solutions to meet challenging integration and engine requirements

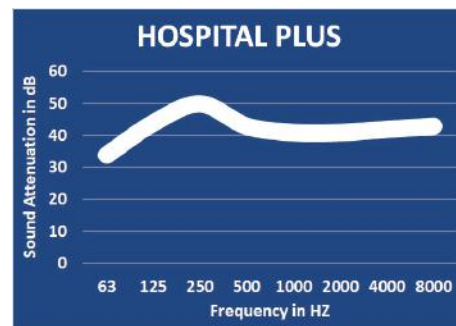
OPTIONS

- Versatile connections including ANSI pattern flanges, NPT, slip-on, engine flange, schedule 40 and others
- Aluminized Steel, Stainless Steel 304 or 316 construction
- Two inlet configuration is available upon request

ACCESSORIES

- Hardware Kits
- Flexible connectors and expansion joints
- Elbows
- Thimbles
- Raincaps
- Thermal insulation: integrated or with thermal insulation blankets

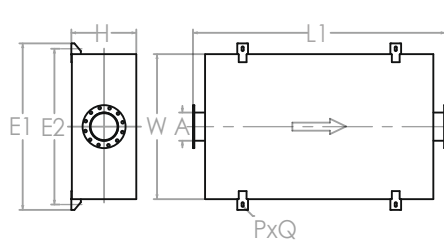
TYPICAL ATTENUATION CURVE



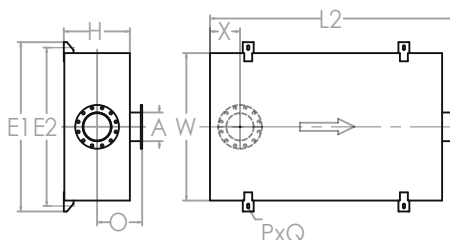
Please see our accessories catalog for a complete listing.

Contact Nett Technologies with your projects design requirements and specifications for optimized noise control solutions.

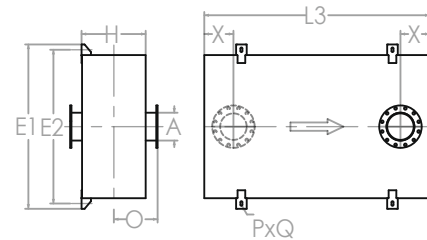
TYPICAL CONFIGURATIONS



END IN END OUT (EI-EO)



BOTTOM IN END OUT (BI-EO)



BOTTOM IN TOP OUT (BI-TO)

PRODUCT DIMENSIONS (in)

Model*	A	W	H	L1	L2	L3	O	X**	X	E1	E2	P	Q
	Outlet	Width	Height	EI-EO	BI-EO	BI-TO		Min	Max			Slot Dia	Slot L
NTHP-T1-R4	4	38	10	56	52	48	4	4.5	23	45	41	0.75	1.75
NTHP-T1-R5	5	42	12	62	58	54	4	5	26	49	45	0.75	1.75
NTHP-T1-R6	6	44	12	68	64	60	4	5.5	29	51	47	0.75	1.75
NTHP-T1-R8	8	58	14	94	90	86	4	6.5	42	66	62	1	2
NTHP-T1-R10	10	64	16	104	100	96	4	7.5	47	72	68	1	2
NTHP-T1-R12	12	68	20	108	104	100	4	8.5	49	76	72	1	2
NTHP-T1-R14	14	72	24	112	108	104	4	9.5	51	80	76	1	2
NTHP-T1-R16	16	82	26	120	116	112	4	10.5	55	92	86.75	1.25	2.25
NTHP-T1-R18	18	92	28	128	124	120	4	11.5	59	102	96.75	1.25	2.25
NTHP-T1-R20	20	94	30	152	148	144	4	12.5	71	104	98.75	1.25	2.25
NTHP-T1-R22	22	96	32	164	160	156	4	13.5	77	106	100.75	1.25	2.25
NTHP-T1-R24	24	96	34	176	172	168	4	14.5	83	106	100.75	1.25	2.25

* This 1" internally insulated model provides a great reduction in the outer surface temperature. Other models and custom designs are available upon request. Dimensions subject to change without notice. All silencers are equipped with drain ports on inlet side. The silencer is all welded construction and coated with high heat black paint for maximum durability.

** Standard inlet/outlet position.