

# Super Critical Grade Silencers

## Rectangular Shape with 2" Insulation (34-41 dBA). Model NTSC2-R

Nett Technologies' Super Critical Grade Silencers are designed to achieve maximum performance with the least amount of backpressure.

These reactive/absorptive silencers are used for reciprocating or positive displacement engines where noise level regulations are medium-high.

### FEATURES & BENEFITS

- Over 25 years of excellence in manufacturing noise and emission control solutions
- Compact modular designs providing ease of installations, less weight and less foot-print
- Responsive lead time for both standard and custom designs to meet your needs
- Customized engineered system solutions to meet challenging integration and engine requirements

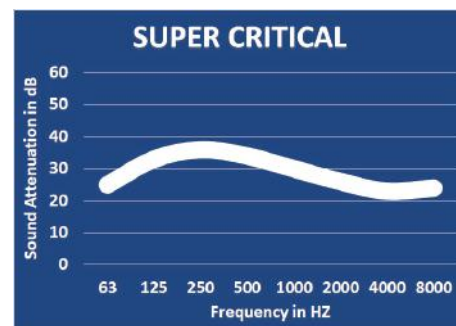
### OPTIONS

- Versatile connections including ANSI pattern flanges, NPT, slip-on, engine flange, schedule 40 and others
- Aluminized Steel, Stainless Steel 304 or 316 construction
- Two inlet configuration is available upon request

### ACCESSORIES

- Hardware Kits
- Flexible connectors and expansion joints
- Elbows
- Thimbles
- Raincaps
- Thermal insulation: integrated or with thermal insulation blankets

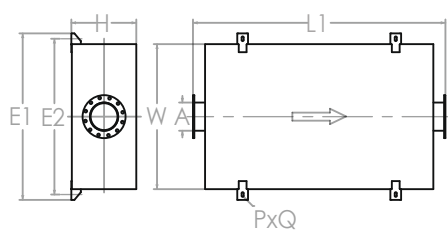
### TYPICAL ATTENUATION CURVE



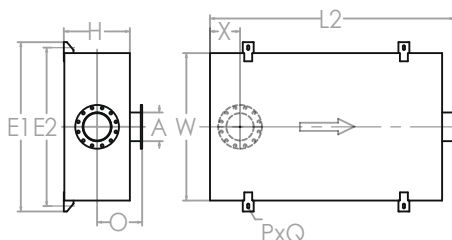
Please see our accessories catalog for a complete listing.

Contact Nett Technologies with your projects design requirements and specifications for optimized noise control solutions.

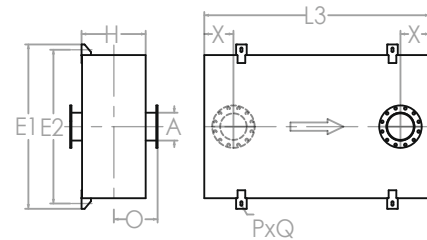
### TYPICAL CONFIGURATIONS



END IN END OUT (EI-EO)



BOTTOM IN END OUT (BI-EO)



BOTTOM IN TOP OUT (BI-TO)

### PRODUCT DIMENSIONS (in)

Model*	A	W	H	L1	L2	L3	O	X**	X	E1	E2	P	Q
	Outlet	Width	Height	EI-EO	BI-EO	BI-TO		Min	Max			Slot Dia	Slot L
NTCR-T2-R4	4	30	10	34	30	26	4	4.5	12	37	33	0.75	1.75
NTCR-T2-R5	5	32	12	38	34	30	4	5	14	39	35	0.75	1.75
NTCR-T2-R6	6	38	12	40	36	32	4	5.5	15	45	41	0.75	1.75
NTCR-T2-R8	8	46	14	52	48	44	4	6.5	21	53	49	0.75	1.75
NTCR-T2-R10	10	52	16	60	56	52	4	7.5	25	60	56	1	2
NTCR-T2-R12	12	60	18	70	66	62	4	8.5	30	68	64	1	2
NTCR-T2-R14	14	66	22	74	70	66	4	9.5	32	74	70	1	2
NTCR-T2-R16	16	74	24	82	78	74	4	10.5	36	82	78	1	2
NTCR-T2-R18	18	78	26	86	82	78	4	11.5	38	86	82	1	2
NTCR-T2-R20	20	92	28	94	90	86	4	12.5	42	102	96.75	1.25	2.25
NTCR-T2-R22	22	94	30	96	92	88	4	13.5	43	104	98.75	1.25	2.25
NTCR-T2-R24	24	96	32	98	94	90	4	14.5	44	106	100.75	1.25	2.25

\* This 2" internally insulated model provides a great reduction in the outer surface temperature. Other models and custom designs are available upon request. Dimensions subject to change without notice. All silencers are equipped with drain ports on inlet side. The silencer is all welded construction and coated with high heat black paint for maximum durability.

\*\* Standard inlet/outlet position.